



**Genesis@Home**

*Your online connection to  
learning, care and support*

Additional  
activities for  
children and  
families@Home

# Addition Fun@Home

Slide Number	Activity
3	Resources that would be helpful to have at home
4	Additional Screen Free Enjoying Nature Experiences
5	Additional Screen Free Art and Craft Experiences
6	Additional Science Experiences
7	Additional Screen Free Help@Home Experiences
8	Additional Virtual Field Trip Experiences

# Resources that would be helpful to have @ home

<b><u>For play dough:</u></b>	<b><u>For Gopher Green and Fun Friday Projects:</u></b>
<ul style="list-style-type: none"> <li>● Cream of tartar</li> <li>● Table salt</li> <li>● Plain flour</li> <li>● Food colourings</li> <li>● Vegetable oil</li> </ul>	<ul style="list-style-type: none"> <li>● clean recycled containers such as               <ul style="list-style-type: none"> <li>- cereal boxes,</li> <li>- juice or soft drink bottles,</li> <li>- yoghurt containers,</li> <li>- ice cream containers</li> </ul> </li> </ul>
<ul style="list-style-type: none"> <li>● Chalk</li> </ul>	<ul style="list-style-type: none"> <li>● Crayons</li> </ul>
<ul style="list-style-type: none"> <li>● Shaving cream</li> </ul>	<ul style="list-style-type: none"> <li>● Shaving cream</li> </ul>
<ul style="list-style-type: none"> <li>● Food colouring</li> </ul>	<ul style="list-style-type: none"> <li>● Balloons</li> </ul>
<ul style="list-style-type: none"> <li>● Paper- coloured and white</li> </ul>	<ul style="list-style-type: none"> <li>● Butchers paper or a large paper table cloth</li> </ul>
<ul style="list-style-type: none"> <li>● Glitter</li> </ul>	<ul style="list-style-type: none"> <li>● Sharpie</li> </ul>
<ul style="list-style-type: none"> <li>● Toothpicks and/or paddle pop sticks</li> </ul>	<ul style="list-style-type: none"> <li>● Old jars</li> </ul>
<ul style="list-style-type: none"> <li>● Wool</li> </ul>	<ul style="list-style-type: none"> <li>● A tape measure</li> </ul>
<ul style="list-style-type: none"> <li>● Paint and a few brushes</li> </ul>	<ul style="list-style-type: none"> <li>● Paper towels</li> </ul>
<ul style="list-style-type: none"> <li>● Sticky tape/masking tape/washi tape</li> </ul>	<ul style="list-style-type: none"> <li>● Hole punch</li> </ul>
<ul style="list-style-type: none"> <li>● Water colour paints</li> </ul>	<ul style="list-style-type: none"> <li>● An old shoe box</li> </ul>

# P-2 Additional Screen Free Enjoying Nature Experiences

Find 10 different shaped leaves in the garden. Put them in order form shortest to longest.



Make a [rainbow stick](#)



Set up camp in the garden and play inside the tent.



Try [leaf threading](#) and make a [nature chandelier](#)



Lie on a rug in the garden and spot cloud shapes. Make up a story about what you see.



Build a [bug hotel](#).



Plant a vegie patch with seasonal vegetables.



Build a [teepee](#) [fairy house](#)



Go on a family bushwalk. Remember to check for park closures before you go.



Have a picnic lunch outside. Take books and toys with you.



Create an [alfoil river](#) in the garden and float things down it.



Gardening- pull weeds, trim bushes, collect flowers for a vase.



Remember to post a picture and description of what you did on your class facebook page or email your teacher. When you have completed all of these tasks please email Mrs Kingston. Make sure you tell her about your favourite activity.

# P-2 Additional Screen Free Art and Craft Experiences

Tint shaving cream with food colouring. Paint the windows, shower glass or outdoor table. Then rinse it off.



Brighten up the driveway with chalk drawings.



Create a washi or masking tape [resist painting](#) of your name for your bedroom door



Try watercolour painting on [paper towels](#).



Make a [paper chain](#) to hang up in the dining room.



Write notes of love, compliments or doodles and hide them around the house for family to find.



Play drawing games like [simon says drawing](#) [Mr Squiggle drawing](#) <http://www.creatifulkids.com/squiggle-drawing-for-kids/> Or blindfolded drawing



Work together to create a family emblem, motto or song. Include elements that are important to you and your family.



Create a paper crown for a member of your family and decorate it

Fold paper planes and see how far they will fly



Make greeting cards for the stationery cupboard to be used for birthdays and other occasions.



Make a batch of play dough and create! [recipe](#)



Remember to post a picture and description of what you did on your class facebook page or email your teacher. When you have completed all of these tasks please email Mrs Kingston. Make sure you tell her about your favourite activity.

# P-2 Additional Science Experiences

Try shadow drawings.




Make a [bottle rocket](#)



Make a [popsicle stick catapult](#)



Mix [Diet Coke and Mentos](#) and stand back to watch the explosion. (Really! Stand back.)



Make your own butter by [shaking a jar of heavy cream](#).



Grow mold on bread by putting slices in different environments. Try one in a bag in the dark, in a bag in the sunlight, out in the open, in the refrigerator. Record which one gets moldy first and last. Can you explain why?

[Make a rainbow](#) by holding a glass of water up to the sunlight with a sheet of paper behind it to catch the colours.



Set up a row of bottles with varying amounts of liquid and then blow across the openings to hear the different tones. Tap the bottles with a stick. Can you play a song?



Create a [tornado in a bottle](#) by taping two plastic bottles together neck to neck—one filled, the other empty—and swirling it quickly.



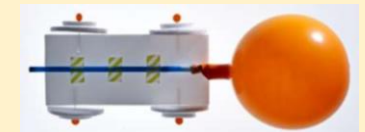
Place white flowers in colored water and [watch how they soak up the hues](#).



Mix baking soda, vinegar, and glitter for a [sparkly volcano](#)



Build a [rocket balloon car](#) using a Styrofoam tray, a balloon, and a straw; watch how air pressure moves it across the table.



Remember to post a picture and description of what you did on your class facebook page or email your teacher. When you have completed all of these tasks please email Mrs Kingston. Make sure you tell her about your favourite activity.

# P-2 Additional Help@Home Screen Free Experiences

Set the table.



Learn how to service your scooter or bike. Check for damage, punctures and give it a good clean!



Load the dishwasher and turn it on. Remember to unload it and put the dishes away when it is finished



Put the groceries away.



Learn how to put a load of washing on. Help hang it out when it is clean.



Wipe the benches.



Hang up your clothes.



Take out the rubbish.



Check the mail box.



Weed the garden.



Sweep the floor.



A clean and tidy camp is a happy camp! It's camp inspection time - who has the cleanest room? Quick, you have 20 mins on the clock to get it ready for inspection!

Remember to post a picture and description of what you did on your class facebook page or email your teacher. When you have completed all of these tasks please email Mrs Kingston. Make sure you tell her about your favourite activity.

# P-2 Additional Virtual Field Trips Experiences

Tour the famous [Buckingham Palace](#) virtually.



This panoramic virtual tour allows you to walk the [Great Wall of China](#).



Watch animals in several of their exhibits via live webcam at [Hoston Zoo](#).



Visit the [International Space Station](#).



Explore the surface of [Mars](#) in a 360-degree view while learning about the planet and space exploration.



[Tantanoola Caves Conservation Park](#)



Visit [Monterey Bay Aquarium](#).



Go on a [farm tour](#).



Visit [Zoos Victoria](#).




The Story Spheres of [Uluru-Kata Tjuta National Park](#)



Visit the [Polly Woodside Tall Ship](#) or [Old Melbourne Gaol](#) via the National Trust's Virtually There 3D resources



Visit the [San Diego Zoo](#).



Remember to post a picture and description of what you did on your class facebook page or email your teacher. When you have completed all of these tasks please email Mrs Kingston. Make sure you tell her about your favourite activity.