

ILR Reading strategies



When I am reading and I am stuck on a word, there are lots of strategies I can use to help me figure it out! They are...



Use the clues you already know

Use 'Clyde Clues' to help you decide!

When you find a tricky word ...

Use the clues you already know!



The number above a magenta letter tells me what vowel sound to say.

8 k 1 7 5 4 3 + 22 6
I can see a frog in the lake.

If it's black, just say the pure sound.

If it's blue, look above for the clue!


Yellow letters are silent, I don't say them.

Stretching and Snapping

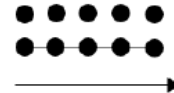
Do the 'Sid Snake Slide'!

When you find a tricky word ...

Say the sounds, stretch out the sounds, then blend them all together!



Can I have a ^{3 ng} drink?



Practising pouting

The 'Mouth Pout' is what it's about!


When you find a tricky word ...
Hold your mouth in the correct
position to help you say the sound!



+ 22 k 1 3 z 22 6
The cat is awake.

Skipping ahead

'Sneaky Sam Skip' to look for a tip!



When you find a tricky word ...

Say the first sound, then read on to see what could make sense! Go back, say the sounds and try again.



2 j 22 8

*I like **v**egemite on my toast.*

Syllable sort

Sort out the 'Syllables'!

When you find a tricky word ...
Sort 'big' words into syllables to
help you break them down.



Pandas like to eat



Sound Substitution

Play '# 22 Sub'!

When you find a tricky word ...

Say the vowel sound and if it doesn't make sense, sub in the # 22 vowel sound to help you work it out.



3 z 3 5 ch 4 k 22 22 8 22 17

Is it a chocolate dinosaur?